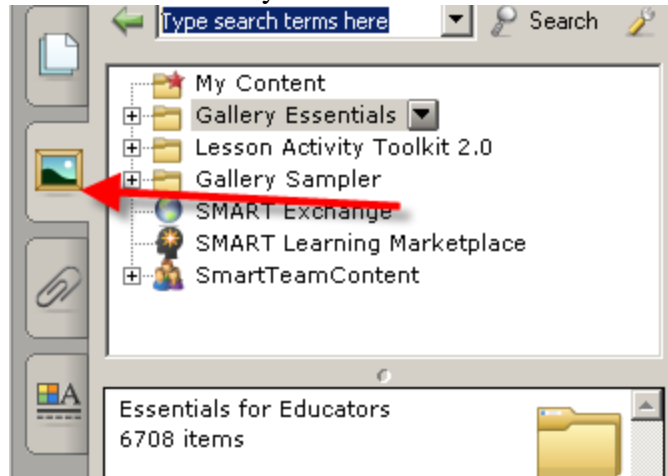
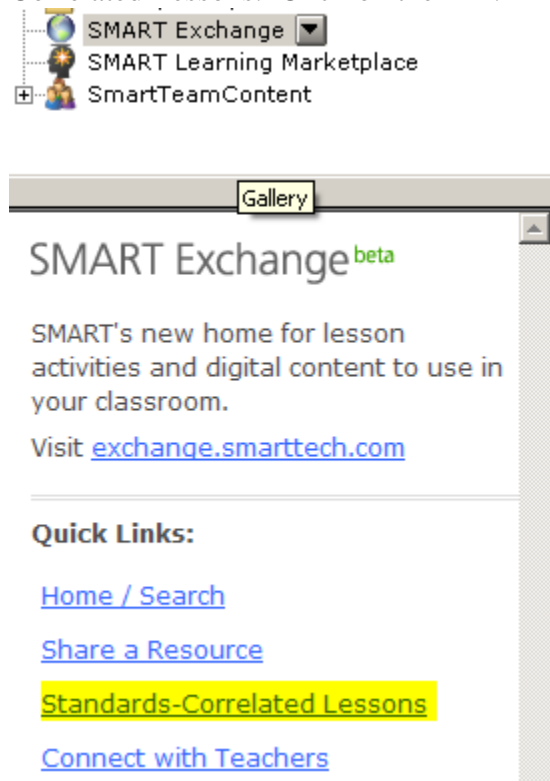


How to Search for Standards-Correlated Lessons in SMART Notebook

1. Click on the Gallery tab



2. Click on SMART Exchange and then below you will see the link for Standards-Correlated Lessons. Click on the link.



3. Choose the Pennsylvania, the grade you teach, and subject and then click View

Standards	Grade	Subject	
 Select standards ▼	Select grade ▼	Select subject ▼	View

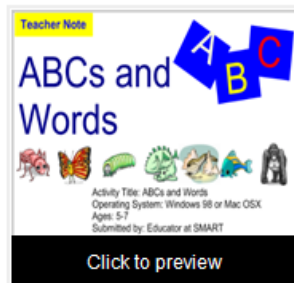
4. When you see, View Resources, next to a standard, there are SMART Notebook lessons available that match that standard that are free for download.

1.1.K.B Employ word recognition techniques: [▼ View Resources](#)

1.1.K.B.1 Use association strategies to identify letters. [▼ View Resources](#)

5. For the standard below there are 64 lessons available! To preview the SMART Notebook lesson, click Download.

1.1.K.B Employ word recognition techniques: [▲ Hide Resources](#)



[ABCs and Letters](#) [SMART Notebook lesson]

 1546 |  30

This activity helps young students recognize letters and encourages their participation by having them write letters on the SMART Board interactive whiteboard and read the letters that form words. This is also a great vocabulary builder.

Submitted by: [Educator at SMART](#)

[Download](#) | 0.23 MB